

ME60/1000-ME60/1500-ME60/2000-ME60/2500



ME60/2000

www.infrico.com
info@infrico.com

Ctra. de Aguilar A-318 por Moriles Km. 15,5 – A-3132 - 14900, Lucena (Córdoba)

Características técnicas y constructivas sujetas a variación sin previo aviso
We reserve the right to change specifications without prior notice
Les caractéristiques techniques et la conception peuvent être sujettes à modifications, sans préavis

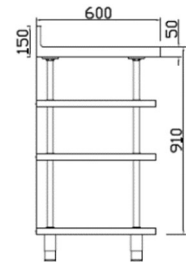
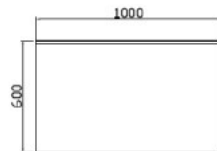
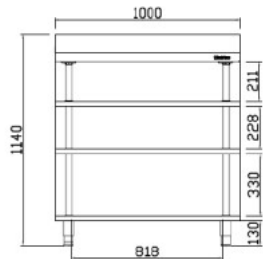


ME60/1000-ME60/1500-ME60/2000-ME60/2500

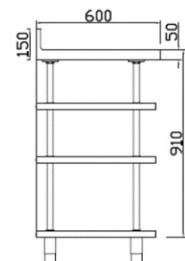
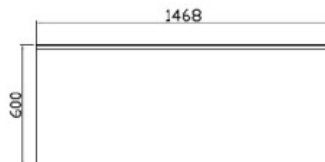
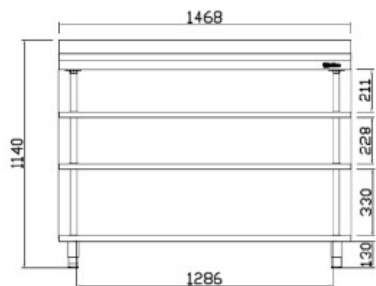
ALZADO/ ELEVATION/ VUE LATÉRAL

PLANTA/PLAN VIEW/DESSUS/VUE DE PROFIL

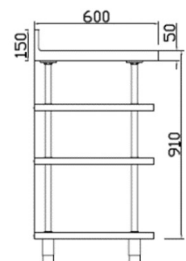
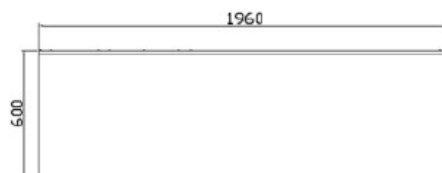
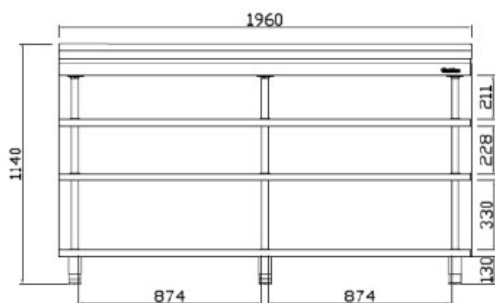
PERFIL / RIGHT VIEW / VUE EN PLAN



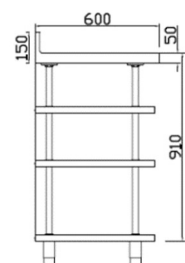

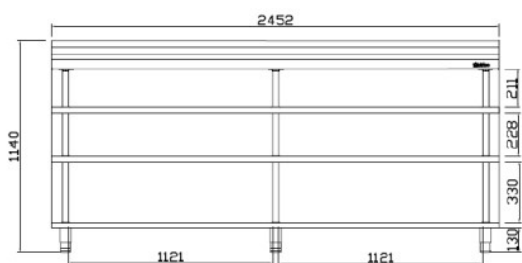
ME60/1000



ME60/1500



ME60/2000



ME60/2500

www.infrico.com
info@infrico.com

Ctra. de Aguilar A-318 por Moriles Km. 15,5 – A-3132 - 14900, Lucena (Córdoba)

Características técnicas y constructivas sujetas a variación sin previo aviso
 We reserve the right to change specifications without prior notice
 Les caractéristiques techniques et la conception peuvent être sujettes à modifications, sans préavis

